

SuperflexTech

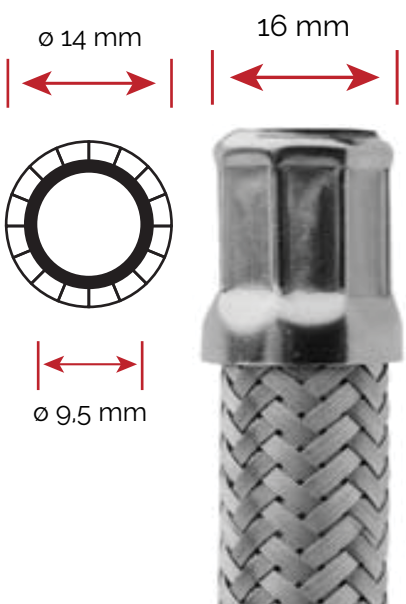










Tubi carico lavatrice
Tuyaux remplissage machine à laver
Filling pipes for washing machine
WM-Zulaufschläuche

DN10-INOX • DN10-NYLON

Tubi carico lavatrice gomma
Tuyaux remplissage machine à laver en caoutchou
Rubber filling pipes for washing machine
WM-Zulaufschläuche aus Gummi

DN10

	<p>DATI TECNICI</p> <p>Solo per uso idrosanitario Temperatura d'esercizio da 5° C a max 90° C Pressione massima d'esercizio 10 bar Tubo interno in EPDM ø 9,5 - esterno ø 14 Trecciatura esterna acciaio inox AISI 304 Copertura min. garantita 95% Bussole in acciaio inox Versione FC 3/4" PL = curva e dado in plastica SGI = guarnizione inserita.</p>	<p>TECHNICAL DATA</p> <p>For hydro-sanitary use only Operating temperature range from 5° C to max 90° C Max operating pressure 10 bar EPDM Liner ø 9,5 - external ø14 AISI 304 stainless steel braiding Minimum guaranteed coating 95% Stainless steel sleeves Version FC 3/4" PL = plastic nut and elbow SGI = inserted gasket</p>
	<p>CARACTERISTIQUES TECHNIQUES</p> <p>Seulement pour usage hydrosanitaire Température d'emploi de 5° C à max 90° C Pression max. d'emploi 10 bar Tuyau intérieur EPDM ø 9,5 - ext. ø 14 Tresse en acier inox AISI 304 Minimum de couverture garantie: 95% Douilles en acier inox Version FC 3/4" PL = coude et écrou en plastique SGI = joint inséré</p>	<p>TECHNISCHE DATEN</p> <p>Nur für Sanitärgebrauch Temperaturbereich: 5°C bis 90°C max Betriebsdruck 10 bar EPDM-Inliner ø 9,5 x ø14 Edelstahlbrahtumflechtung AISI 304 Min. Umflechtungsdeckung 95% Hülse aus Edelstahl Ausführung FC 3/4" PL = Mutter und Winkelv. aus Kunststoff SGI = eingesteckte Dichtung</p>


Raccorderia Raccords Fittings Anschlüsse	Raccorderia Raccords Fittings Anschlüsse	L mm	Codice Code Code Kode
<p>F 1/2"</p> 	<p>FC 3/4"</p> 	100	09EX8089100A7
		150	09EX8089150A7
		200	09EX8089200A7
		250	09EX8089250A7
		300	09EX8089300A7
<p>F 1/2"</p> 	<p>FC 3/4" PL</p> 	100	09EX8H89100A7
		150	09EX8H89150A7
		200	09EX8H89200A7
		250	09EX8H89250A7
		300	09EX8H89300A7
<p>F 3/4"</p> 	<p>FC 3/4"</p> 	100	09EX8080100A7
		150	09EX8080150A7
		200	09EX8080200A7
		250	09EX8080250A7
		300	09EX8080300A7
<p>F 3/4"</p> 	<p>FC 3/4" PL</p> 	100	09EX8H80100A7
		150	09EX8H80150A7
		200	09EX8H80200A7
		250	09EX8H80250A7
		300	09EX8H80300A7




	<p>DATI TECNICI</p> <p>Solo per uso idrosanitario Temperatura d'esercizio da 5° C a max 90° C Pressione massima d'esercizio 10 bar Tubo interno in EPDM ø 9,5 - esterno ø 14 Trecciatura esterna Nylon ø 0.25mm Copertura min. garantita 95% Bussole in acciaio inox Versione FC 3/4" PL = curva e dado in plastica SGI = guarnizione inserita.</p>	<p>TECHNICAL DATA</p> <p>For hydro-sanitary use only Operating temperature range from 5° C to max 90° C Max operating pressure 10 bar EPDM Liner ø 9,5 - external ø14 0.25mm Nylon braiding Minimum guaranteed coating 95% Stainless steel sleeves Version FC 3/4" PL = plastic nut and elbow SGI = inserted gasket</p>
	<p>CARACTERISTIQUES TECHNIQUES</p> <p>Seulement pour usage hydrosanitaire Température d'emploi de 5° C à max 90° C Pression max. d'emploi 10 bar Tuyau intérieur EPDM ø 9,5 - ext. ø 14 Tresse en Nylon ø 0.25mm Minimum de couverture garantie: 95% Douilles en acier inox Version FC 3/4" PL = coude et écrou en plastique SGI = joint inséré</p>	<p>TECHNISCHE DATEN</p> <p>Nur für Sanitärgebrauch Temperaturbereich: 5°C bis 90°C max Betriebsdruck 10 bar EPDM-Inliner ø 9,5 x ø14 Umflechtung aus Nylon ø 0.25mm Min. Umflechtungsdeckung 95% Hülse aus Edelstahl Ausführung FC 3/4" PL = Mutter und Winkelv. aus Kunststoff SGI = eingesteckte Dichtung</p>

Raccorderia Raccords Fittings Anschlüsse	Raccorderia Raccords Fittings Anschlüsse	L mm	Codice Code Code Kode
<p>F 1/2"</p>	<p>FC 3/4"</p>	100	09EN7089100A7
		150	09EN7089150A7
		200	09EN7089200A7
		250	09EN7089250A7
		300	09EN7089300A7
<p>F 1/2"</p>	<p>FC 3/4" PL</p>	100	09EN7H89100A7
		150	09EN7H89150A7
		200	09EN7H89200A7
		250	09EN7H89250A7
		300	09EN7H89300A7
<p>F 3/4"</p>	<p>FC 3/4"</p>	100	09EN7080100A7
		150	09EN7080150A7
		200	09EN7080200A7
		250	09EN7080250A7
		300	09EN7080300A7
<p>F 3/4"</p>	<p>FC 3/4" PL</p>	100	09EN7H80100A7
		150	09EN7H80150A7
		200	09EN7H80200A7
		250	09EN7H80250A7
		300	09EN7H80300A7

TUBI CARICO LAVATRICE GOMMA
TUYAUX REMPLISSAGE MACHINE A LAVER EN CAOUTCHOUC
RUBBER FILLING PIPES FOR WASHING MACHINE
WM-ZULAUFSCHLÄUCHE AUS GUMMI


SuperflexTech










	DESCRIZIONE	DESCRIPTION
	<p>Tubo carico per passaggio acqua fino a 25°C, gomma interna in PVC con inserti in nylon, guarnizioni da richiedere a parte.</p>	<p>Filling pipe for water up to 25°C. PVC inner tube with nylon inserts. Gaskets supplied upon request.</p>
	DESCRIPTION	BESCHREIBUNG
	<p>Tuyau de remplissage pour passage d'eau jusqu'à 25°C, tuyau intérieur en PVC avec insertions nylon. Joints fournis sur demande.</p>	<p>Zulaufschlauch für Wasserdurchgang bis 25°C. PVC Innenschlauch mit Nylon-Einsätze. Dichtungen auf Verlangen.</p>

Raccorderia Raccords Fittings Anschlüsse	Raccorderia Raccords Fittings Anschlüsse	L mm	Codice Code Code Kode
F 3/4"	M 3/4"		
		1000	10M0050100A0
		1500	10M0050150A0
		2000	10M0050200A0
		2500	10M0050250A0
		3000	10M0050300A0
F 3/4"	F 3/4"		
		1000	10M0047100A0
		1500	10M0047150A0
		2000	10M0047200A0
		2500	10M0047250A0
		3000	10M0047300A0
FC 3/4"	F 3/4"		
		1000	10M0048100A0
		1500	10M0048150A0
		2000	10M0048200A0
		2500	10M0048250A0
		3000	10M0048300A0

TUBI CARICO LAVATRICE GOMMA VDE
TUYAUX REMPLISSAGE MACHINE A LAVER EN CAOUTCHOUC VDE
RUBBER FILLING PIPES FOR WASHING MACHINE VDE
WM-ZULAUFSCHLÄUCHE AUS GUMMI VDE

SuperflexTech

	DESCRIZIONE	DESCRIPTION
	Tubo carico per passaggio acqua fino a 25°C, pressione d'esercizio 10bar, gomma interna PVC con inserti in nylon guarnizioni da richiedere a parte. Certificato VDE	Filling pipe for water up to 25°C, working pressure 10bar, PVC inner tube with nylon inserts. VDE certified
	DESCRIPTION	BESCHREIBUNG
	Tuyau de remplissage pour passage d'eau jusqu'à 25°C, pression d'emploi 10 bar, tuyau intérieur PVC avec insertions nylon. Certifié VDE.	Zulaufschlauch für Wasserdurchgang bis 25°C, Betriebsdruck 10 bar, PVC Innenschlauch mit Nylon-Einsätze. VDE Zulassung.

Raccorderia Raccords Fittings Anschlüsse	Raccorderia Raccords Fittings Anschlüsse	L mm	Codice Code Code Kode
F 3/4"	M 3/4"	1000	10E0G19100A0
		1500	10E0G19150A0
		2000	10E0G19200A0
		2500	10E0G19250A0
		3000	10E0G19300A0
F 3/4"	F 3/4"	1000	10E0081100A0
		1500	10E0081150A0
		2000	10E0081200A0
		2500	10E0081250A0
		3000	10E0081300A0
FC 3/4"	F 3/4"	1000	10E0080100A0
		1500	10E0080150A0
		2000	10E0080200A0
		2500	10E0080250A0
		3000	10E0080300A0